



TFIIIB90-1 Polyclonal Antibody

Catalog No	YP-Ab-02109
Isotype	IgG
Reactivity	Human;Mouse
Applications	WB;IHC;IF;ELISA
Gene Name	BRF1
Protein Name	Transcription factor IIIB 90 kDa subunit
Immunogen	The antiserum was produced against synthesized peptide derived from human TF3B. AA range:231-280
Specificity	TFIIIB90-1 Polyclonal Antibody detects endogenous levels of TFIIIB90-1 protein.
Formulation	Liquid in PBS containing 50% glycerol, 0.5% BSA and 0.02% sodium azide.
Source	Polyclonal, Rabbit,IgG
Purification	The antibody was affinity-purified from rabbit antiserum by affinity-chromatography using epitope-specific immunogen.
Dilution	Western Blot: 1/500 - 1/2000. Immunohistochemistry: 1/100 - 1/300. Immunofluorescence: 1/200 - 1/1000. ELISA: 1/5000. Not yet tested in other applications.
Concentration	1 mg/ml
Purity	≥90%
Storage Stability	-20°C/1 year
Synonyms	BRF1; BRF; GTF3B; TAF3B2; TAF3C; Transcription factor IIIB 90 kDa subunit; TFIIIB90; hTFIIIB90; B-related factor 1; BRF-1; hBRF; TAF3B2; TATA box-binding protein-associated factor; RNA polymerase III, subunit 2
Observed Band	74kD
Cell Pathway	Nucleus .
Tissue Specificity	Brain,Epithelium,PCR rescued clones
Function	function:General activator of RNA polymerase which utilizes different TFIIIB complexes at structurally distinct promoters. The isoform 1 is involved in the transcription of tRNA, adenovirus VA1, 7SL and 5S RNA. Isoform 2 is required for transcription of the U6 promoter.,PTM:Phosphorylated upon DNA damage, probably by ATM or ATR.,similarity:Belongs to the TFIIIB family.,similarity:Contains 1 TFIIIB-type zinc finger.,subunit:TFIIIB comprises at least the TATA-binding protein (TBP) and the B-related factor 1 (BRF1/TFIIIB90). Interacts with BDP1.,
Background	This gene encodes one of the three subunits of the RNA polymerase III transcription factor complex. This complex plays a central role in transcription initiation by RNA polymerase III on genes encoding tRNA, 5S rRNA, and other



small structural RNAs. The gene product belongs to the TF2B family. Several alternatively spliced variants encoding different isoforms, that function at different promoters transcribed by RNA polymerase III, have been identified. [provided by RefSeq, Jun 2011],

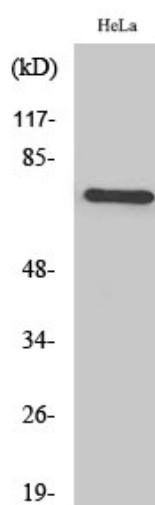
matters needing attention

Avoid repeated freezing and thawing!

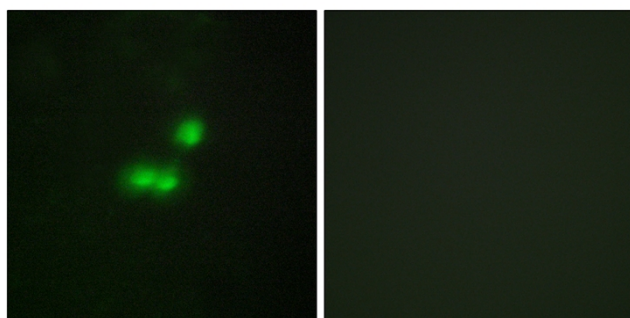
Usage suggestions

This product can be used in immunological reaction related experiments. For more information, please consult technical personnel.

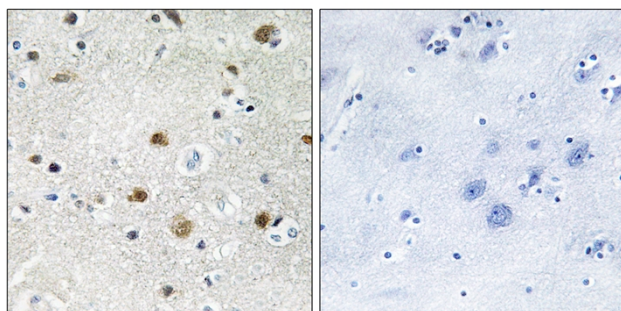
Products Images



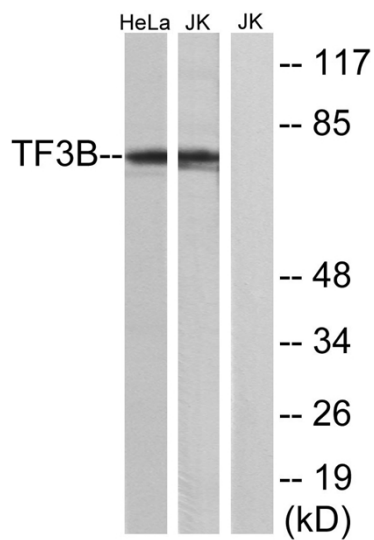
Western Blot analysis of various cells using TFIIIB90-1 Polyclonal Antibody cells nucleus extracted by Minute TM Cytoplasmic and Nuclear Fractionation kit (SC-003, Invent biotech, MN, USA).



Immunofluorescence analysis of MCF7 cells, using TF3B Antibody. The picture on the right is blocked with the synthesized peptide.



Immunohistochemistry analysis of paraffin-embedded human brain tissue, using TF3B Antibody. The picture on the right is blocked with the synthesized peptide.



Western blot analysis of lysates from HeLa and Jurkat cells, using TF3B Antibody. The lane on the right is blocked with the synthesized peptide.